



**COMINGTECH**  
*Wellness is coming*

# INTRODUCTION

## Coming Health Tech Fitness

Coming Health Tech is a premier and fastest-growing fitness brand.

We have been dedicated to creating fitness solutions that benefit both facilities and exercisers, and cooperating with many good partners worldwide. Our product lines include treadmills, curve treadmill, rower, strength equipment and free weights.

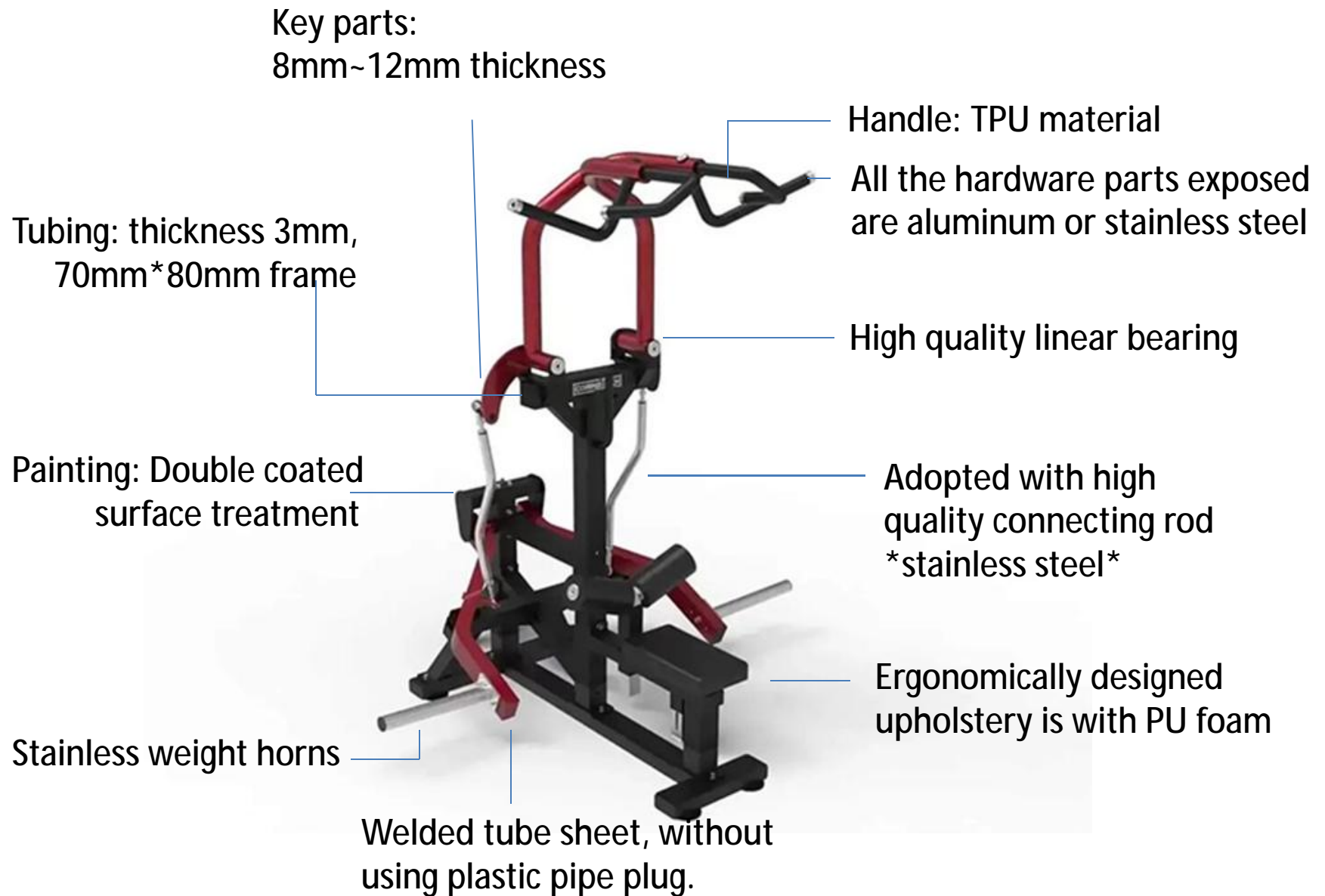
As a rapidly expanding R&D and manufacturing company, Coming Tech™ built its own feature of products to manufacture high quality fitness equipment.

We offer you best equipment to take advantage of your potential in each workout, and trying to meet the needs of each athlete in their daily training routine, as well as giving them a plus of motivation. Whatever you equip your own gym at home or for a sports facility, Coming Tech™ products are designed to make the most of your sessions.

In the company of Coming Health Tech, we are more focusing on high standards of materials selection and workmanship design, which offers you an exclusive personalization. Meanwhile, we select the best use functional machine with the spirit of originality to make each machine.

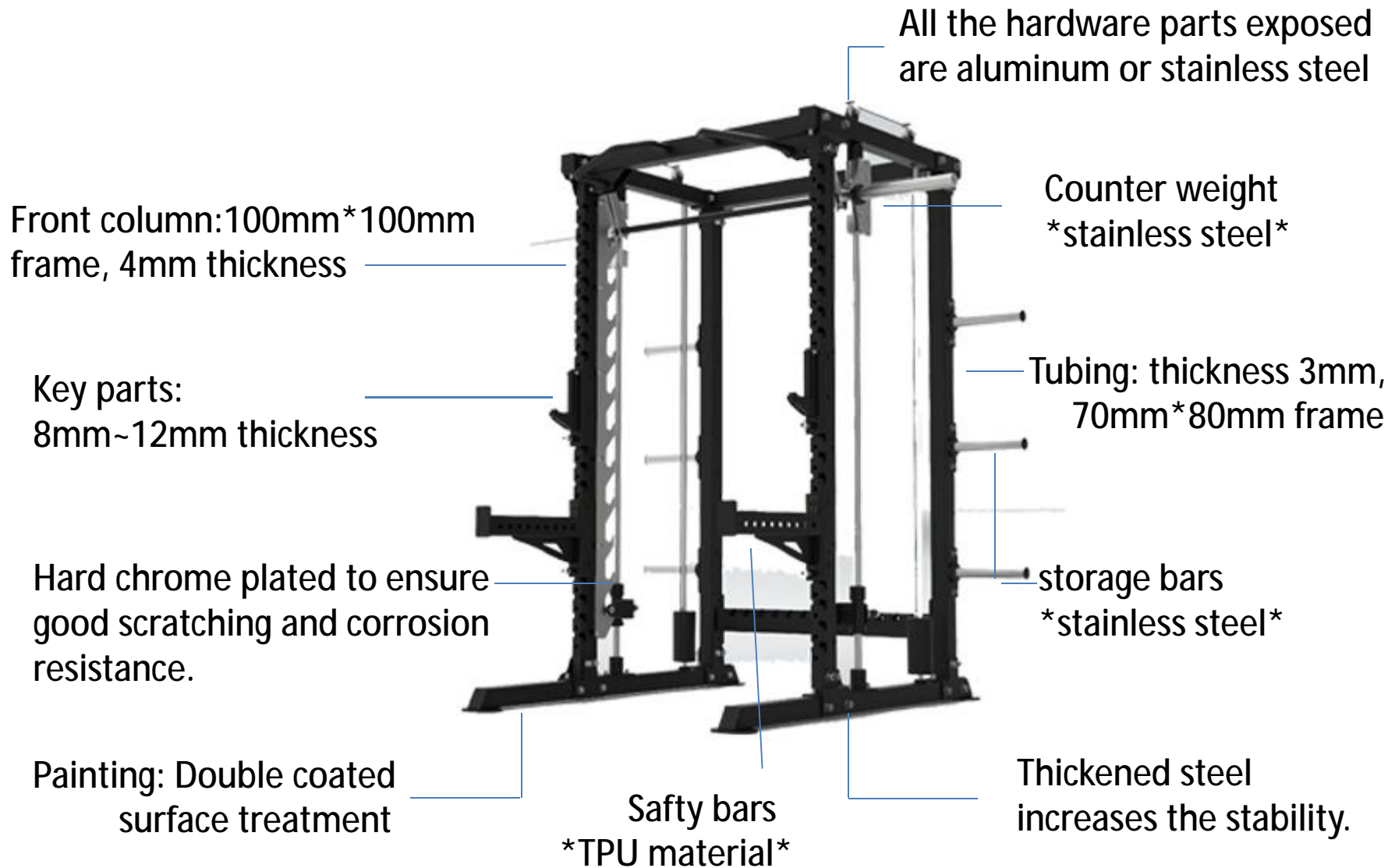
Working with Coming Health Tech, Wellness Is Coming!

## HAMMER **TANK** SERIES



BUILT TO A HIGHER STANDARD

## HAMMER TANK SERIES



BUILT TO A HIGHER STANDARD

## HAMMER **TANK** SERIES

Painting: Double coated  
surface treatment



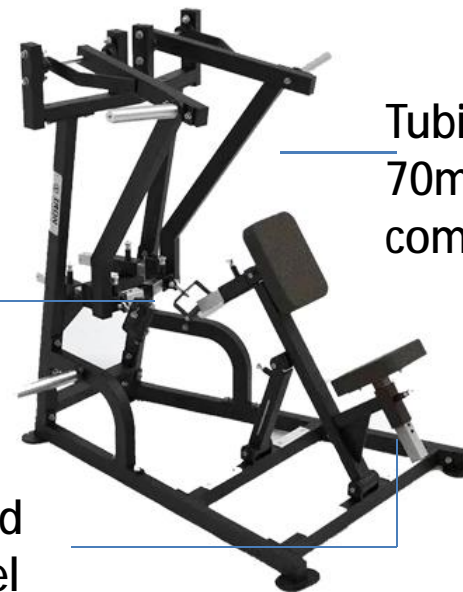
Ergonomically designed  
upholstery is with PU foam

High quality linear bearings & guide  
rods are applied.

Tubing: thickness 3mm,  
70mm\*80mm frame

Ergonomically designed handle bars are  
with aluminum grip ring.

All the hardware parts exposed  
are aluminum or stainless steel



Tubing: thickness 2.5mm,  
70mm\*80mm frame,  
commercial grade.

BUILT TO A HIGHER STANDARD





**CTS8001**

CHEST PRESS

W 1553\*L 1776\*H 1360



**CTS8002**

SHOULDER PRESS

W 1541\*L 1802\*H 1342



**CTS8003**

WIDE PULLDOWN

W 1360\*L 1790\*H 2013



**CTS8004**

MID ROWER

W 1536\*L 1531\*H 1096

**HAMMER TANK** -CTS LINE >>>

**CTS8005**

LEG PRESS

W 2431\*L 1627\*H 1356



**CTS8008**

HACK SQUAT

W 2200\*L 1800\*H 1368



**CTS8007**

LEG PRESS

W 2200\*L 1800\*H 1368

**HAMMER TANK** -CTS LINE >>>



**CTS8006**

ABDUCTOR

W 1430\*L 1660\*H 1340



**CTS8010**

LEG EXTENSION

W 1509\*L 1678\*H 1202



**CTS8009**

BICEP

W 1245\*L 1673\*H 1110

**HAMMER TANK** -CTS LINE >>>





**IS6001**

LOW ROW

W 1609\*L 1208\*H 1668



**IS6003**

INCLINE BENCH

W 1248\*L 800\*H 954

**IS6002**

INCLINE ROWER

W 2011\*L 1005\*H 1216



**IS6004**

SMITH WITH HALF RACK

W 2079\*L 1621\*H 2280



**HAMMER TANK -IS LINE >>>**



**IS6005**

**HYPÆR BACK EXTENSION**

W 1560\*L 1446\*H 1295



**IS6008**

**DUAL ADJUSTABLE PULLEY**

W 1101\*L 1675\*H 2241

**IS6007**

**SEATED CALF PRESS**

W 1640\*L 899\*H 992



**IS6006**

**LEG CURL**

W 1307\*L 1136\*H 1296



**HAMMER TANK -IS LINE >>>**



**IS6009**

HALF RACK

W 1275\*L 1920\*H 2256



**IS6010**

COMBO RACK

W 1610\*L 2050\*H 1700



**IS6011**

PULLOVER



**IS6012**

VIKING PRESS

**HAMMER TANK -IS LINE >>>**



**IS6014**

MULTI AB BENCH

W 1738\*L 725\*H 899



**IS6015**

FLAT BENCH

W 1252\*L 590\*H 430



**IS6016**

MULTI ADJUSTABLE BENCH

W 1470\*L 600\*H 450

**HAMMER TANK -IS LINE >>>**



**CTR5  
CURVE TREADMILL**

<b>Model No.:</b>	<b>CTR5</b>
<b>Product Name:</b>	<b>CURVE TREADMILL</b>
Console readout:	Time, Speed, Distance, Calorie, Watt, Pace and Heart rate (Optional)
Running surface dimension:	17.16" x 61" (436 mm x 1,550 mm)
Equipment dimension:	68.9"x32.1"x61.4"(1750x817x1560)
Equipment weight:	270LBS(122.5Kg)
Shipment weight:	350LBS(159Kg)
Max user weight:	400LBS/180Kg
Max speed:	NO LIMITED
Load of container:	48 units/40HQ, 24units/20feet



**CTR9  
RESISTANCE  
CURVE TREADMILL**

<b>Model No.:</b>	<b>CTR9</b>
<b>Product Name:</b>	<b>RESISTANCE CURVE TREADMILL</b>
Console readout:	Time, Speed, Distance, Calorie, Watt, Pace, <b>Resistance Level</b> and Heart rate. (Optional)
Running surface dimension:	17.16"*61"(436 mm * 1550 mm)
Equipment dimension:	68.9"*32.1"*61.4"( 1940 *817 *1580)
Equipment weight:	283 LBS/127.5 KG
Shipment weight:	468 LBS/211 KG
Max user weight:	400LBS/180Kg
Max speed:	NO LIMITED
Load of container:	48 units/40HQ, 24units/20feet

**CTR CURVE TREADMILL**





CT5 TREADMILL



CT7 TREADMILL



Model No.:	CT5	CT7
console	7 windows+ dot matrix	18.5 inch big screen, seven languages, live action running,wifi and blue tooth links for internet, usb read, app down load,remote sharing of information.
Entertainment	USB, MP3	
HEART RATE	YES	YES
INVERTOR	RHYME BUS (TAIWAN)	RHYME BUS (TAIWAN)
Moto And Motor Controller	AC 3HP MOTOR PEAK 5HP	AC 3HP MOTOR PEAK 5HP
Activity- Zone Control	start ,stop convience on A zone incline&speed control, distance, calories, pause	start ,stop convience on A zone incline&speed control, distance, calories, pause
Accessory storage	lpad,phoen holder,two bottle holders	lpad,phoen holder,two bottle holders
Frame	2 set power-coating with tust resistant undercoat	2 set power-coating with tust resistant undercoat
Deck Type	hard wax resersable	hard wax resersable
Belt Type	Yongli 1600*600*2.5MM, commercial grade	Yongli 1600*600*2.5MM, commercial grade
Running Area	1600*600MM	1600*600MM
Cushion System	commercial cushioning system	commercial cushioning system
Deck Step Height	270MM	270MM
Incline Range	0-18%	0-18%
Speed Range	1-24KM/H	1-24KM/H
Rollers	3"	3"
Overall Dimintions	2230X920X1580mm	2230X920X1580mm
Maximum User Weight	200KG/440LBS	200KG/440LBS
Carton Cubic Size	2260X970X660mm	2260X970X660mm
container count	18/36/48 sets to save delivery cost.	18/36/48 sets to save delivery cost.
Electrical Receptacle Plug	NEMA 5-20R 120V/220-240V	NEMA 5-20R 120V/220-240V

## CT COMMERCIAL TREADMILL

## IMH701

### HIP SQUAT

Dimension(L\*W\*H):

652\*985\*961MM

Weight : 66KG

#### SPECIAL FEATURES

Adjustable thigh and leg foams for different user height

Adjustable seat pad

Stainless steel weight horns



#### SPECIAL FEATURES

Adjustable seat pad for different user height

Rotating handles for greater exercise variability

Seat pedal and knee pad for stability

Stainless steel weight horns



## IMH702

### MID ROW

Dimension(L\*W\*H):

1338\*800\*1100MM

Weight : 52KG

## IMH703

### V SQUAT

Dimension(L\*W\*H):

1360\*997\*1366MM

Weight : 78KG

#### SPECIAL FEATURES

Flat and angled dual platforms to perform vary exercise

Angled shoulder pad increase stability and comfort

Safety locking system

Stainless steel weight horns and storage



## IMH704

### TRICEPS

Dimension(L\*W\*H):

1197\*716\*1172MM

Weight : 54KG

#### SPECIAL FEATURES

Dual function with tricep extension or tricep dip options

Adjustable seat and back pads

Stainless steel weight horns



**MINI HAMMER –IMH LINE >>>**



### IMH705

#### LATERAL RAISE

Dimension(L\*W\*H):

1273\*652\*1257MM

Weight : 55KG

#### SPECIAL FEATURES

Independent arms for bilateral or unilateral exercise

Rotating handles for comfort through range of motion

Anti-skip footplate increases stability

Stainless steel weight horns and storage

### IMH706

#### BUTTERFLY

Dimension(L\*W\*H):

1490\*1897\*1037MM

Weight : 62KG

#### SPECIAL FEATURES

Rotating knurled handles to perform vary exercise.

Adjustable seat pad

Stainless steel weight horns



### IMH707

#### BELT SQUAT

Dimension(L\*W\*H):

1643\*1014\*1162MM

Weight : 81KG

#### SPECIAL FEATURES

Oversized footplate increases exercise variety

Multiple belt hook positions with commercial grade belt for different users

Combined handrail and safety locking system

Stainless steel weight horns and storage



#### SPECIAL FEATURES

Adjustable back pad and footplate to perform vary exercise

Adjustable top pedal for calf exercise

The safety handle nearby users for easy lock and release

Safety limit pin under the seat protects users from injury

### IMH708

#### HACK SQUAT

Dimension(L\*W\*H):

1500\*1700\*1010MM

Weight : 105KG

### IMH715

#### BICEPS

Dimension(L\*W\*H):

670\*1070\*960MM

Weight : 32KG



#### SPECIAL FEATURES

Adjustable seat pad for different user height

Rotating knurled handles to perform full range of motion

Stainless steel weight horns



### IMH717

#### LEG EXTENSION/CURL

Dimension(L\*W\*H):

1000\*1230\*1100MM

Weight : 58KG

#### SPECIAL FEATURES

Multiple adjustments to accommodate different

users and exercise

Adjustable seat pad for different user height

Foam holder for easy storage

Stainless steel weight horns

**MINI HAMMER –IMH LINE >>>**





### IMH709 SMITH & POWER RACK

#### SPECIAL FEATURES

Power rack  
Smith machine  
Rower station  
Reloaded lat pulldown  
Dimension(L\*W\*H): 2160\*1710\*2130mm  
Weight:200KGS



### IMH711

#### FULL BODY TRAINER

Dimension(L\*W\*H):  
1670\*1680\*780mm  
Weight:65KGS

#### SPECIAL FEATURES

Multi directional movement arms  
Foldaway split squat roller pads  
Adjustable height range limiters  
4-olympic weight storage horns  
Various exercises



### IMH712

#### DUMBBELL RACK

Dimension(L\*W\*H):  
1380\*480\*870mm  
Weight:51KGS

### IMH710

#### MULTI BENCH

Dimension(L\*W\*H):  
1510\*550\*490mm  
Weight:45KGS

#### SPECIAL FEATURES

Adjustable  
Rear Wheel  
Multi functional



### IMH713

#### PLATE TREE

Dimension(L\*W\*H):  
950\*610\*1220mm  
Weight:28KGS



**MINI HAMMER –IMH LINE >>>**

### IMH714

#### DUAL ADJUSTABLE PULLEY

##### SPECIAL FEATURES

Multi functional  
Functional and rehabilitation training  
Strength and core stability exercise

Dimension(L\*W\*H):

941\*1530\*2073mm

Weight:225KGS



### IMH716

#### FLAT BENCH

Dimension(L\*W\*H):

1220\*550\*350mm

Weight:22KGS



### IMH718

#### DUMBBELL BENCH


Dimension(L\*W\*H):

1657\*1668\*1373mm

Weight:85KGS

**MINI HAMMER –IMH LINE >>>**





**IMH719**

CHEST FLY

Dimension(L\*W\*H):

1253\*1003\*1970MM

WEIGHT:92KGS

**IMH721**

NECK RELAX

Dimension(L\*W\*H):

WEIGHT:83KGS



**MINI HAMMER –IMH LINE > > >**



COMING HEALTH TECH(QINGDAO).,LTD

MOBILE: 0086 13969613386

MAIL: [sales@cominghealthfit.com](mailto:sales@cominghealthfit.com)

WEB: [www.cominghealthfit.com](http://www.cominghealthfit.com)

ADDRESS: NO.103-105,Mochennan Road,  
Jimo,Ancient City, Qingdao, China.